

City of Kenmore, Washington 2009-2010 Biennial Budget

Public Hearing
November 10, 2008





This Evening's Session:

- ✓ Overview of 2009-2010 Proposed Biennial Budget
- ✓ Review of tax levy calculations
- ✓ Receive public testimony



Subsequent Sessions:

- ✓ November 17 – Budget review
- ✓ November 24 – Second Public Hearing
Set Tax Levy
- ✓ December 8 – 2009-2010 Biennial
Budget adoption



2009-2010 Biennial Budget

Two Components to City Operations

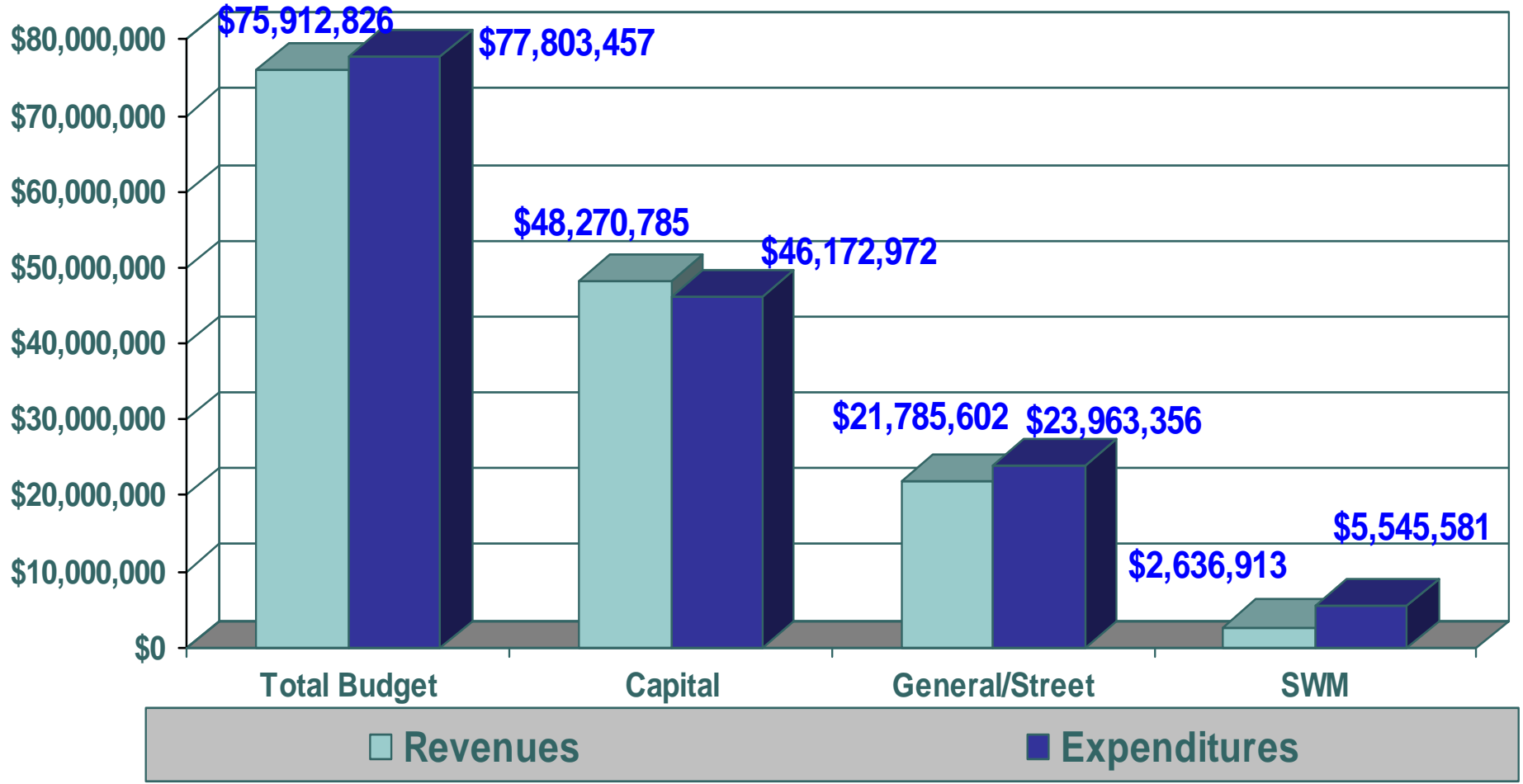
✓ Operating Expenditures

- General, City Street
- Other Special Revenue Funds: Public Art, Park Impact Fees, Transportation Impact Fees, Swamp Creek Basin
- Enterprise & Internal Service Funds: Surface Water Mgt, Strategic Reserve, Equipment Replacement

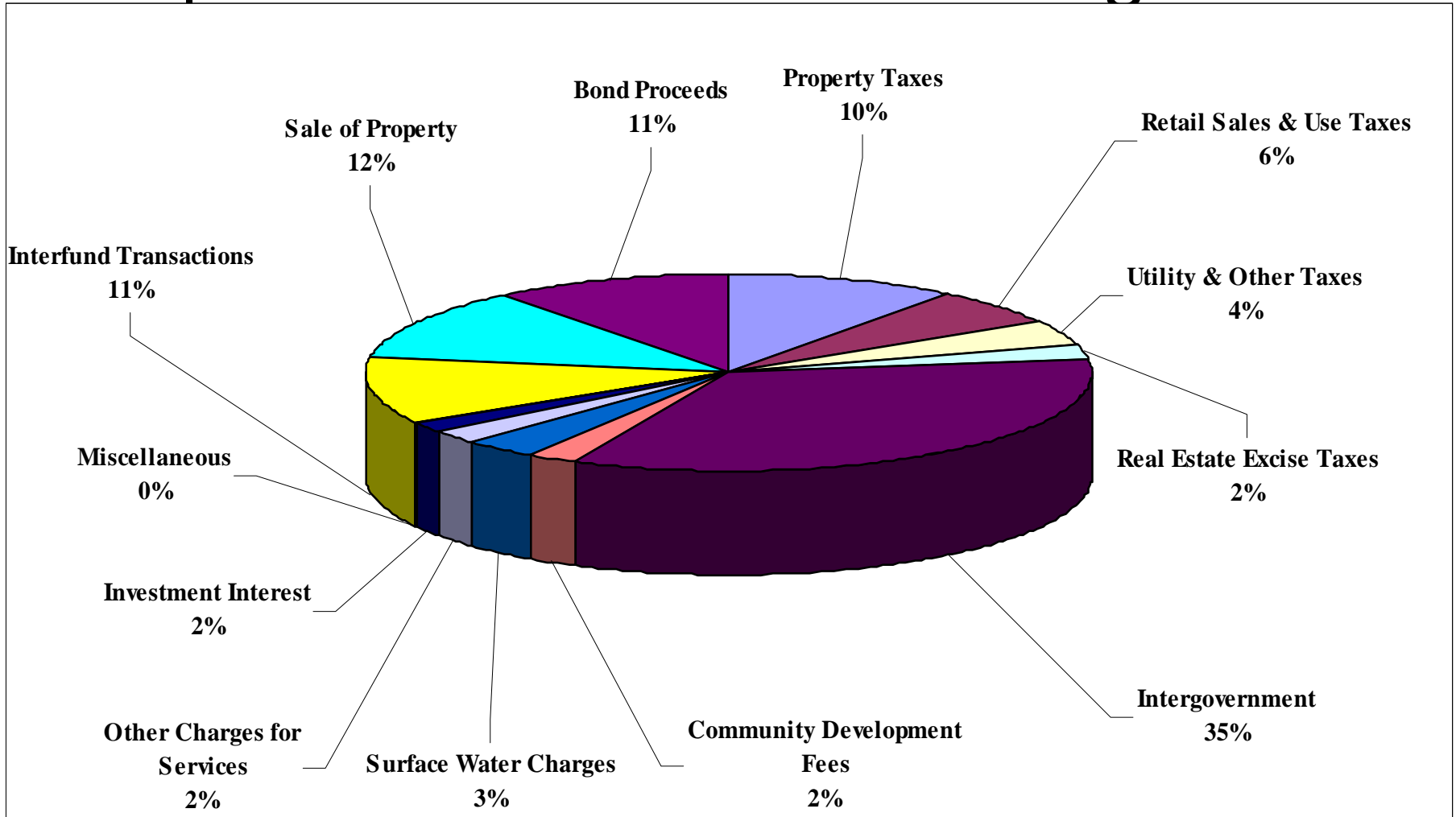
✓ Major Capital Expenditures

- Recommended Through TIP and Surface Water Master Plan Update
- Arterial Street Fund, Municipal Capital Fund, Capital Project Fund

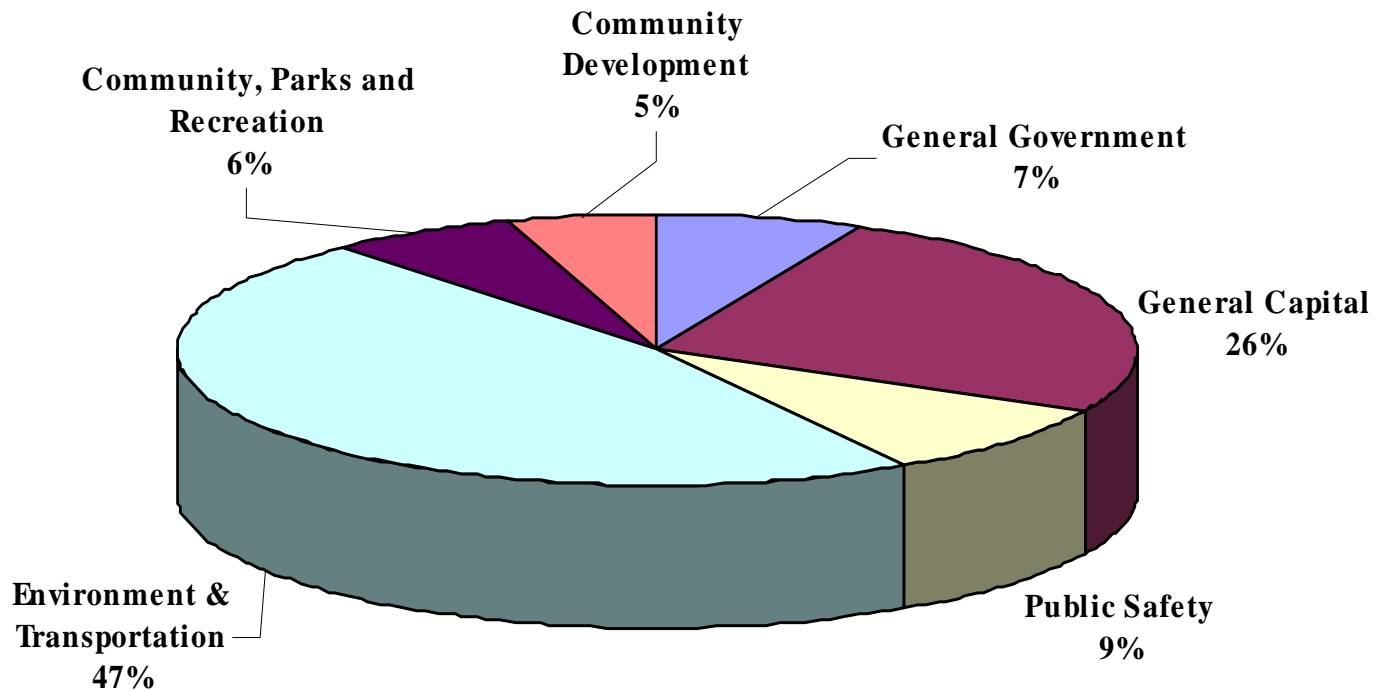
2009-2010 Fund Summary Revenues vs Expenditures




All Funds Revenue Summary 2009-2010 Biennial Budget



All Funds Expenditure Summary 2009-2010 Biennial Budget





Significant General Fund Revenues 2009-2010 Biennial Budget

✓ Property Taxes (0% levy increase):	\$7,870,521	42%
✓ Retail Sales Taxes:	\$4,486,179	24%
✓ Utility Taxes:	\$3,001,932	16%
✓ Development Fees:	\$1,801,713	9%
✓ TOTAL REVENUE BUDGET	\$18,950,806	



Illustration of Assessed Valuation and Levy Calculation with 5% overall City Value Appreciation

<u>City Assessed Value 2008:</u>	2,919,522,233
Tax Levy 2008	3,876,913
Tax Rate: 3,876,913 / 2,919,522,233 X 1,000	= 1.3279

<u>Calculation of City Assessed Value 2009:</u>	
2008 assessed valuation from above	2,919,522,233
+ 1% new construction added for 2009	29,000,000
+ 5% overall increase in assessed value	145,976,111
+ State assessed utilities estimate	9,699,000
= Total preliminary assessed value 2009:	3,104,197,344

Tax levy calculation for 2009:	
2008 levy from above	3,876,913
+ New construction taxes added	38,509
= Total city tax levy 2009	3,915,422
Tax Rate: 3,915,422 / 3,104,197,344 X 1,000	= 1.26133

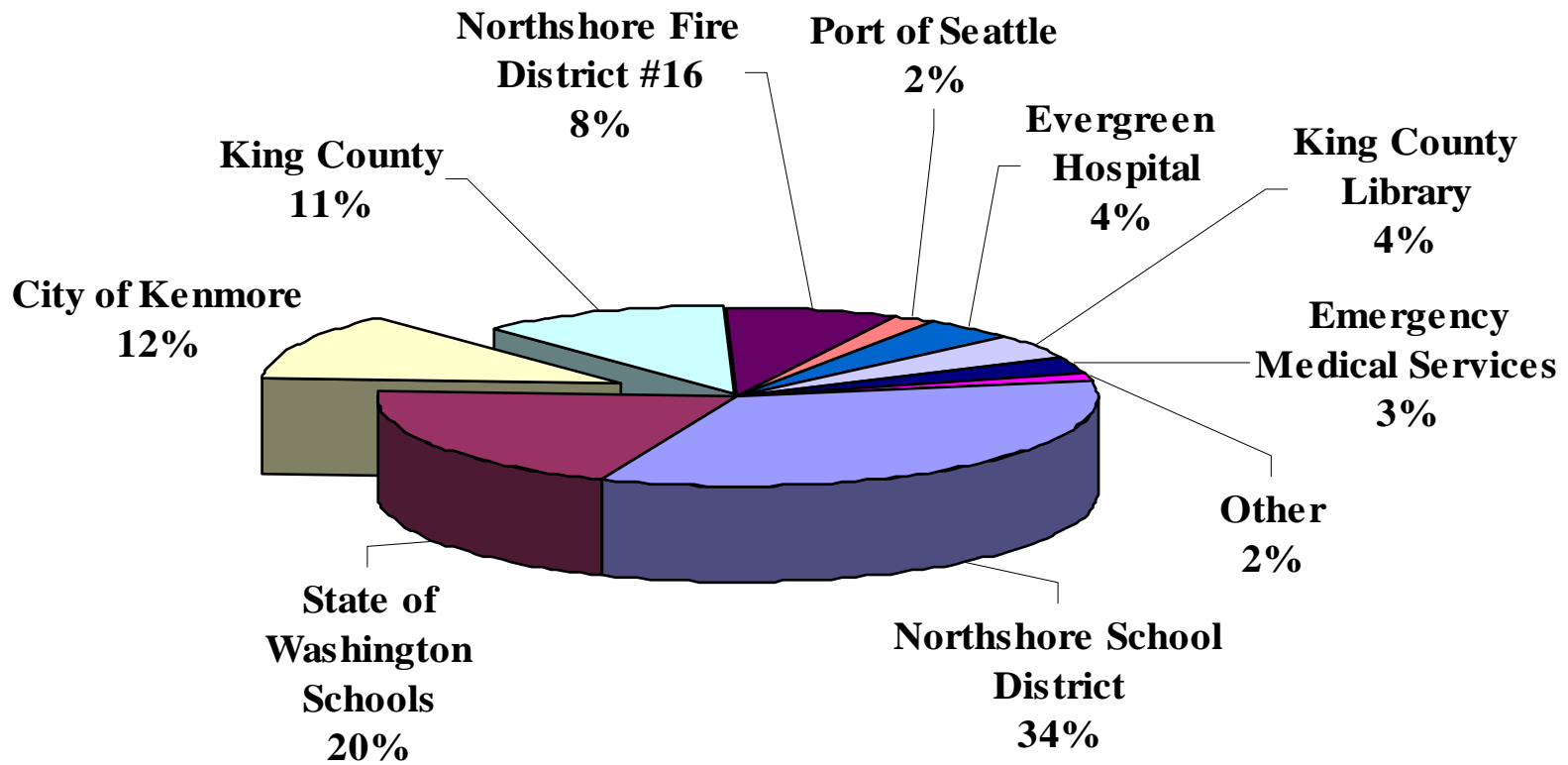
Tax Rate Change = (.0666)




Tax Effect on Homeowner (City of Kenmore Taxes Only)

- **Assume 2008 home valued at \$400,000**
 - **Taxed at 2008 rate of 1.3279 = \$531**
- **Assume NO CHANGE in value of home at \$400,000**
 - **Taxed at 2009 rate of 1.2613 = \$504 (\$27 less)**
- **Assume 5% increase in value of home to \$420,000**
 - **Taxed at 2009 rate of 1.2613 = \$530 (\$1 less)**
- **Assume 10% increase in value of home to \$440,000**
 - **Taxed at 2009 rate of 1.2613 = \$555 (\$24 more)**

Property Tax Distributions for a Kenmore Resident (using 2008 rates)





Significant General Fund Cost Drivers 2009-2010 Biennial Budget

Police Services Contract	\$5,708,819	27%
Personnel (Salaries and Benefits)	\$4,632,477	22%
Transfers to Other Funds	\$3,462,796	17%
Contracts for Service	\$3,553,223	17%

TOTAL EXPENDITURE BUDGET **\$20,739,783**



New Full Time Equivalent Positions Recommended

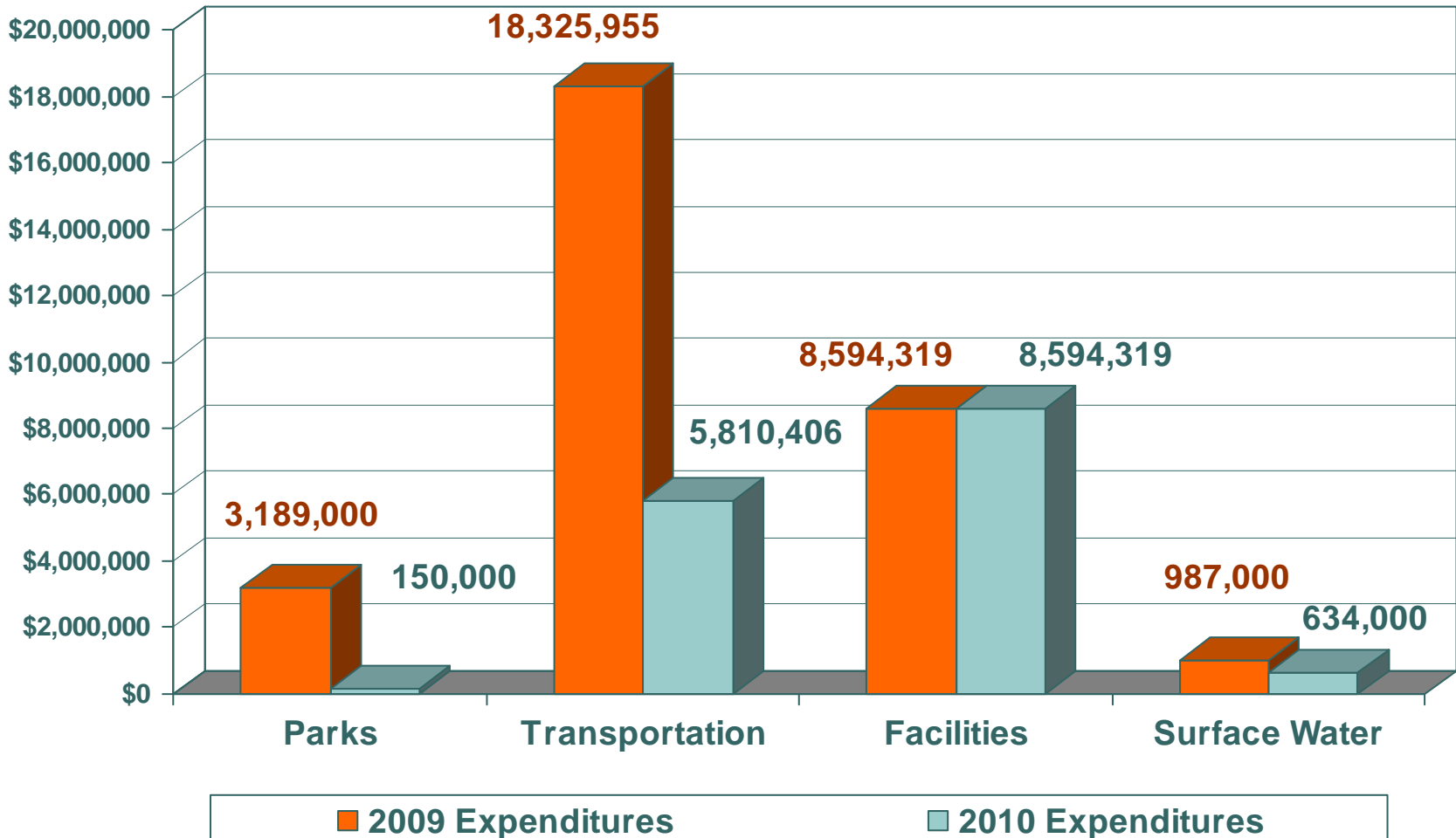
General Fund :

- **2.5 FTE Engineering Department Positions:**
 - Responsible for Traffic, Development Review, GIS
 - Reduction in Contracted Services

Surface Water Management:

- **1 FTE Surface Water Program Manager**

Capital Funds Expenditures 2009-2010 Biennial Budget





Capital Park Projects

✓ Twin Springs (Portal 44)	\$ 39,000
✓ Tolt Pipeline Trail Construction	\$ 150,000
✓ Log Boom Park Ph II	\$1,416,000
✓ Wallace Swamp Creek Park	\$ 500,000
✓ Swamp Creek	\$ 50,000
✓ Rhododendron Park	\$ 617,000
✓ Moorlands Park	\$ 367,000
✓ Northshore Summit Park	\$ 200,000

2009-2010 Biennial Total **\$3,339,000**



Capital Transportation Projects

- ✓ SR 522 Phase I Stage I \$15,761,243
- ✓ SR 522 Phase I Stage 3 \$ 340,689
- ✓ SR 522 Phase II \$ 4,934,429
- ✓ 68th Ave NE 175th St to Sammamish Slough \$ 3,100,000

2009-2010 Biennial Total \$24,136,361



Capital **Facilities** Projects

✓ City Hall

\$17,188,638

2009-2010 Biennial Total

\$17,188,638



Surface Water Capital Projects

✓ Stream 0056 Culvert	\$ 500,000
✓ Swamp Creek FEMA Repairs	\$ 290,000
✓ Sammamish River Basin Study	\$ 250,000
✓ Swamp Creek Regional Basin Study	\$ 125,000
✓ Swamp Creek Bridge Rail	\$ 75,000
✓ Juanita Ditch/Slope Stability	\$ 274,000
✓ Various Small Works Projects	\$ 107,000

2009-2010 Biennial Total **\$1,621,000**



Pending Funding Decisions

- Funding requests not yet in budget:
 - Northshore Performing Arts \$ 10,000
 - North Urban Human Services Alliance \$ 1,000
 - Northshore Senior Center Levy Costs \$ 14,450
 - Regional Aquatics Facility Planning \$ 11,100
 - Potential Election Costs \$22,200
- Funding requests added to budget:
 - Enterprise Seattle \$ 5,000
 - Kenmore Elementary Playground \$ 25,000



Total Proposed 2009-2010 Biennial Budget All Funds

General Fund	\$20,739,783
Special Revenue Funds	5,050,271
Capital Funds	46,172,972
Surface Water Mgt Fund	5,545,581
Internal Service Funds	294,850
TOTAL	\$77,803,457



That concludes the Public Hearing Presentation on the Preliminary 2009-2010 Biennial Budget

Questions? Comments?

Copies of the budget are available for
review at City Hall and the Library

And remember that the budget message
and other interesting information is on the
web at:

www.cityofkenmore.com